

## Sweet as Pie BENCH PILLOW






### QUILTING DESIGNS GUIDE



#### QUILTING DESIGNS USED:








Fruit 2 (2x2, 4x4, 4x6, 6x6)  
Weave 1 (4x6, 6x6)  
Hobby 5 (2x2, 4x6, 4x8, 6x6, 6x10)  
Bitty Blocks Pie 1-4 (2x2)  
Food Border 2 (1" width, 2" width, 4" width)

#### ROW 1


-  **1. BADGE**  
Fruit 2, 4x4  
kdq136-fruit-2
-  **2. APPLE**  
Weave 1, 4x6  
kdq134-weave-1
-  **3. CHOCOLATE**  
Fruit 2, 4x6  
kdq136-fruit-2
-  **4. RAZZLEBERRY**  
Hobby 5, 4x6  
kdq135-hobby-5
-  **5. LEMON**  
Weave 1, 4x6  
kdq134-weave-1







#### ROW 2

-  **6. PUMPKIN**  
Weave 1, 6x6  
kdq134-weave-1


-  **7. CHERRY**  
Fruit 2, 6x6  
kdq136-fruit-2
-  **8. PECAN**  
Hobby 5, 6x6  
kdq135-hobby-5
-  **9. BLUEBERRY**  
Fruit 2, 6x6  
kdq136-fruit-2
-  **10. SIX-SQUARE**  
Pie 3, 2x2  
kdq138-bitty-block-pie-3
-  **11, 12, 15. SIX-SQUARE**  
Fruit 2, 2x2  
kdq136-fruit-2
-  **13. SIX-SQUARE**  
Pie 1, 2x2  
kdq138-bitty-block-pie-1
-  **14. SIX-SQUARE**  
Pie 4, 2x2  
kdq138-bitty-block-pie-4

#### ROW 3


-  **16. MIXER**  
Hobby 5, 6x10  
kdq135-hobby-5

-  **17. GATHER**  
Food Border 2, 2" width  
kdq137-border-food-2
-  **18. FOUR-SQUARE**  
Pie 2, 2x2  
kdq138-bitty-block-pie-2
-  **19, 20. FOUR-SQUARE**  
Hobby 5, 2x2  
kdq135-hobby-5
-  **21. FOUR-SQUARE**  
Pie 3, 2x2  
kdq138-bitty-block-pie-3
-  **22. INGREDIENTS**  
Weave 1, 4x6  
kdq134-weave-1
-  **23. ROLLING PIN**  
Hobby 5, 4x8  
kdq135-hobby-5

#### 24, 25. INNER BORDER

 Food Border 2, 1" width  
kdq137-border-food-2

#### 26, 27. OUTER BORDER

 Food Border 2, 4" width  
kdq137-border-food-2